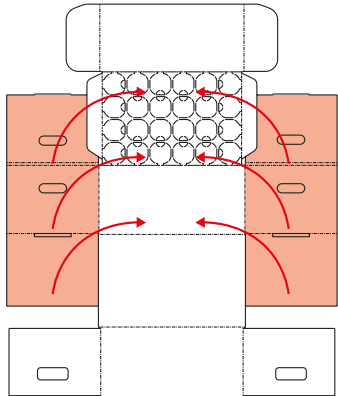
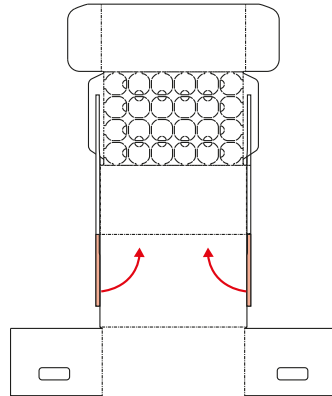


Folding instructions

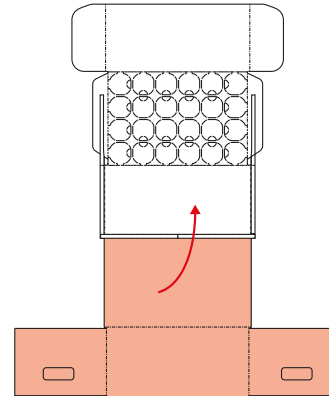
1. Unprinted side face up.
Fold the two highlighted areas 90°.



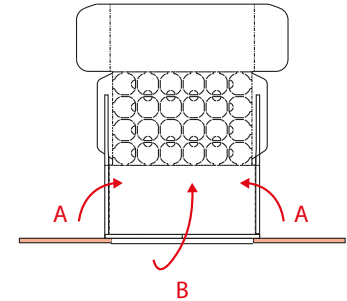
2. Fold the two highlighted areas 90°.



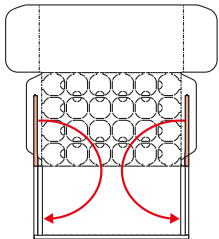
3. Fold the entire highlighted area 90°.



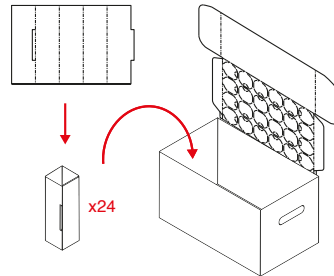
4. First fold areas marked A 90°, then A+B together 90° placing the A-areas inside the box.



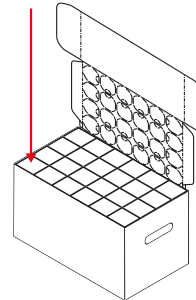
5. Fold the highlighted areas 180°.
All the way down making sure they stick in place.



6. Fold the 24 containers and place them in the calendar box.



7. Place desired presents in the 24 containers. Check printed side to see what dates hold which containers.



8. Fold areas A 90°. Close the entire lid (B+A) while sliding areas A inside the outer walls of the calendar.

